



INSTALLATION GUIDE

2020+ TOYOTA SUPRA 3.0 TITANIUM TURBO BLANKET | SKU: MMTB-SUP-20

TABLE OF CONTENTS

- Pg 1** RESOURCES & CONTACT INFORMATION
- Pg 2** IMPORTANT SAFETY INFORMATION
 - PARTS BREAK DOWN
 - INSTALLATION TIME
 - INSTALLATION DIFFICULTY
 - INSTALLATION INSTRUCTIONS
- Pg 7** DISPOSAL INSTRUCTIONS
 - WARRANTY INFORMATION

RESOURCES & CONTACT



CALL 1-877-GOMISHI

CUSTOMER SERVICE HOURS: MON-FRI 8:30AM-5:00PM EST



MISHIMOTO



GOMISHIMOTO



MISHIMOTO



WEBSITE

WWW.MISHIMOTO.COM



ENGINEERING BLOG

WWW.MISHIMOTO.COM/ENGINEERING

IMPORTANT SAFETY INFORMATION

- Mishimoto recommends you use safety glasses and protective gloves during the install of their products
- Raise vehicle only on jack stands or on a vehicle lift
- Allow vehicle to cool completely prior to attempting installation
- Do not run the engine or drive the vehicle while overheating; serious damage can occur
- Please dispose of any liquids properly
- Mishimoto is not responsible for any vehicle damage or personal injury due to installation errors, misuse, or removal of Mishimoto products
- If you need any assistance while installing our products, reach out to our Customer Service Team at 1-877-GOMISHI

PARTS BREAKDOWN

DESCRIPTION	QUANTITY
TURBO BLANKET	1
COIL OF STAINLESS STEEL WIRE	1
TAB	1

INSTALLATION TIME 6 HOURS

INSTALLATION DIFFICULTY     

INSTALLATION INSTRUCTIONS

01. Remove the engine cover.



02. Remove the airbox and intake tube.




CONTINUED ON FOLLOWING PAGE

03. Remove the PCV hose.



04. Remove the downpipe.




CONTINUED ON FOLLOWING PAGE

05. Drain the coolant.




06. Remove the turbo.



CONTINUED ON FOLLOWING PAGE

- 07.** Wrap the turbo blanket around the turbo and secure with included wire at these two locations. Ensure the turbo blanket and wire do not interfere with the wastegate actuator arm.



CONTINUED ON FOLLOWING PAGE

- 08.** Reinstall the turbo. Before tightening all the manifold nuts, be sure to install the included bracket on the correct manifold stud. Then wire the turbo blanket to the bracket.



- 09.** Reinstall all parts in reverse order.

Congratulations! You have finished installing the Mishimoto 2020+ Toyota Supra 3.0 Titanium Turbo Blanket.

****For Disposal Instructions and Warranty Information continue to the following page.***

DISPOSAL INSTRUCTIONS

- Do not dispose of any product as unsorted municipal waste. Use separate collection facilities. Contact your local authority for information regarding the collection systems available.
- Never improperly dispose of any coolant, oil, or other chemicals.

WARRANTY INFORMATION



- All claims must be accompanied with a picture of the Mishimoto product showing the issue for which the claim is being submitted.
- Mishimoto asks that the customer inspect their purchased item for any damage immediately upon arrival.
- Any product deemed dead on arrival (DOA) must be claimed within 14 business days of delivery. Claims outside of this time frame will not be covered under the Mishimoto Lifetime Warranty.
- This warranty does not include payment and/or reimbursement of the cost of labor in connection with the removal of any product returned pursuant to the warranty policy or in connection with the installation of any replacement items provided under the warranty policy.
- Mishimoto has the right to refuse a claim at any time.

- When Mishimoto accepts a claim, Mishimoto retains full discretion to choose if it will: (i) repair or replace purchaser's original Mishimoto product; (ii) replace purchaser's original Mishimoto product with the most current available model; or (iii) provide the purchaser with a gift card redeemable on [Mishimoto.com](https://www.mishimoto.com) in the amount of the original purchase price of the original Mishimoto product. The provision of a replacement of a Mishimoto product is subject to availability and Mishimoto retains the right to substitute any warranty claim item with a comparable item or credit at any time.
- If Mishimoto determines that it will provide a replacement item in connection with a claim under this warranty policy, and such item is out of stock, Mishimoto will place the customer on backorder and ship the replacement product to the purchaser once it becomes available.
- Mishimoto is not liable for incorrect shipments in connection with a claim if a claim form is completed incorrectly, or if a model number is not included in a claim.
- If you have a vehicle equipped with an automatic transmission, please make sure to specify this within the text box on the claim form. Mishimoto is not responsible for incorrect replacement shipments if transmission type is not indicated.



WARNING
Cancer and
Reproductive Harm
www.P65Warnings.ca.gov

This product can expose you to chemicals which are known to the state of California to cause cancer. For more information visit: www.p65warnings.ca.gov