



INSTALLATION GUIDE

Transmission Cooler Line Kit, Fits 2006-2010 Chevrolet/GMC 6.6L Duramax (LLY/LBZ/LMM)
SKU: MMTCL-DMAX-06

TABLE OF CONTENTS

1. RESOURCES & CONTACT INFO
2. LINE ROUTING DIAGRAM
MISHIMOTO TRANSMISSION COOLER
3. LINE ROUTING DIAGRAM
STOCK TRANSMISSION COOLER
4. IMPORTANT SAFETY INFORMATION
INSTALL TIME & DIFFICULTY
REQUIRED TOOLS
INSTALLATION INSTRUCTIONS
CARE & MAINTENANCE
5. DISPOSAL & WARRANTY INFORMATION

RESOURCES & CONTACT



CALL 1.877.466.4744

CUSTOMER SERVICE HOURS: MON-FRI 8:30AM-5:00PM EST



@MISHIMOTO



@GOMISHIMOTO



MISHIMOTO



@MISHIMOTO



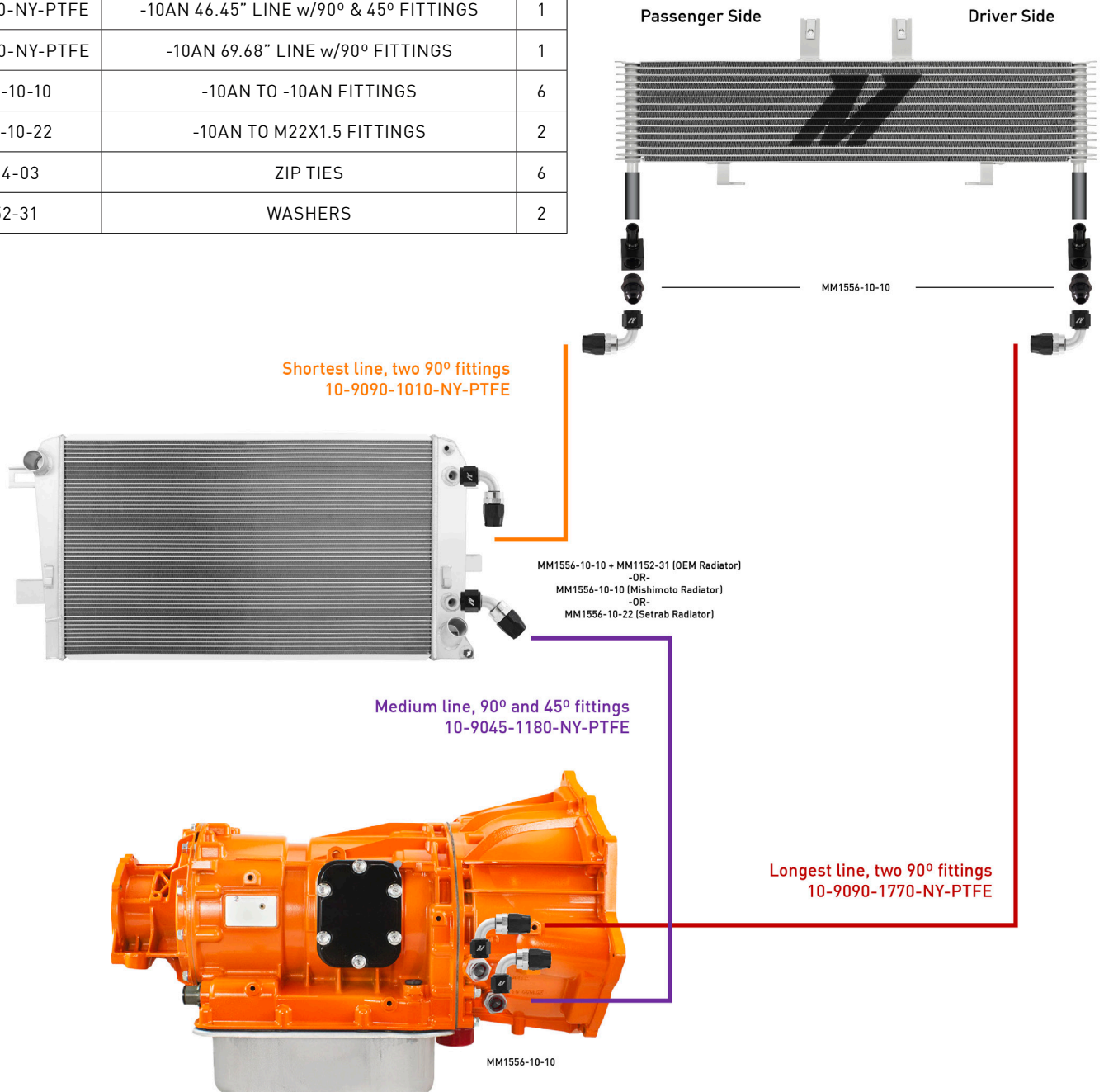
ENGINEERING BLOG

WWW.MISHIMOTO.COM/ENGINEERING

PARTS BREAKDOWN

PART NUMBER	DESCRIPTION	QTY
10-9090-1010-NY-PTFE	-10AN 39.76" LINE w/90° FITTINGS	1
10-9045-1180-NY-PTFE	-10AN 46.45" LINE w/90° & 45° FITTINGS	1
10-9090-1770-NY-PTFE	-10AN 69.68" LINE w/90° FITTINGS	1
MM1556-10-10	-10AN TO -10AN FITTINGS	6
MM1556-10-22	-10AN TO M22X1.5 FITTINGS	2
MM1164-03	ZIP TIES	6
MM1152-31	WASHERS	2

MISHIMOTO TRANSMISSION COOLER




Continued on next page


PARTS BREAKDOWN

PART NUMBER	DESCRIPTION	QTY
10-9090-1010-NY-PTFE	-10AN 39.76" LINE w/90° FITTINGS	1
10-9045-1180-NY-PTFE	-10AN 46.45" LINE w/90° & 45° FITTINGS	1
10-9090-1770-NY-PTFE	-10AN 69.68" LINE w/90° FITTINGS	1
MM1556-10-10	-10AN TO -10AN FITTINGS	6
MM1556-10-22	-10AN TO M22X1.5 FITTINGS	2
MM1164-03	ZIP TIES	6
MM1152-31	WASHERS	2

STOCK TRANSMISSION COOLER




Shortest line, two 90° fittings
10-9090-1010-NY-PTFE



MM1556-10-10 + MM1152-31 (DEM Radiator)
-OR-
MM1556-10-10 (Mishimoto Radiator)
-OR-
MM1556-10-22 (Setrab Radiator)

Medium line, 90° and 45° fittings
10-9045-1180-NY-PTFE



Longest line, two 90° fittings
10-9090-1770-NY-PTFE

Continued on next page

IMPORTANT SAFETY INFORMATION

- › Mishimoto recommends you use safety glasses and protective gloves during the installation of our products
- › Raise vehicle only on jack stands or on a vehicle lift
- › Allow vehicle to cool completely prior to attempting installation
- › Do not run the engine or drive the vehicle while overheating; serious damage can occur
- › Please dispose of any liquids properly
- › Mishimoto is not responsible for any vehicle damage or personal injury due to installation errors, misuse, or removal of Mishimoto products
- › If you need any assistance while installing our products, reach out to our Customer Service Team at 1-877-GOMISHI

REQUIRED TOOLS

1" OPEN END WRENCH (OR PICK TOOL
WRENCH FOR -10AN FITTINGS)

INSTALL TIME: 2 HOURS

INSTALL DIFFICULTY:

INSTALLATION INSTRUCTIONS

01. Read all important safety information prior to installing our products.

02. For trucks with OEM radiators assemble the large flat washers onto two of the 7/8"-14 O-ring to -10AN fittings. (MM1556-10-10+MM1152-31)

- A.** Remove the O-ring from the fitting.
- B.** Place the large flat washer on the side where you removed the O-ring and replace the O-ring on the fitting.
- C.** Install in radiator removing and replacing one fitting at a time.

For trucks with Mishimoto Radiators, use two of the 7/8"-14 O-ring to -10AN fittings without the flat washers. (MM1556-10-10)

NOTE: Install and remove one fitting at a time on the radiator, removing both fittings at the same time may result in the internal cooler coming loose on the inside of the tank.

NOTE: For trucks equipped with radiators that require M22x1.5 to -10AN fittings (identified by the presence of a large integral nut on the radiator), use the M22x1.5 to -10AN to -10AN fittings. No large flat washer is necessary. (MM1556-10-22)

03. Install each of the (4) 7/8"-14 O-ring to -10AN (MM1556-10-10) fittings into the ports on the transmission and transmission cooler.

Note: If you are installing this line kit in conjunction with a Mishimoto transmission cooler kit, such as MMTC-DMAX-06SL, you will need to unscrew the quick-disconnect fittings from the 90-degree adapter blocks and thread in new 7/8"-14 O-ring to -10AN (MM1556-10-10) fittings in their place.

04. Install the transmission lines. Use the zip ties to retain the hoses and prevent contact with rotating or high temperature components.

RECOMMENDED LINE ROUTINGS:

- › Lines should be routed with some slack to reduce any strain on the connections at the transmission. Route the lines along the right side of the engine oil pan, below the split-line. Use the provided dual hose ties to retain the hoses together.
- › The longest line should be routed from the transmission to the driver side port of the transmission cooler. The shortest line is routed from the passenger side transmission cooler port to the upper port on the radiator.
- › The medium length hose is routed from the transmission to the lower port on the radiator. The 45-degree fitting is utilized on the radiator side, aligned slightly downward and toward the center of the chassis.
- › The longest line should be routed to the upper port in the transmission, and the medium line to the lower port in the transmission.

CARE & MAINTENANCE:

- › Mishimoto recommends inspecting all lines for rubbing as well as fittings for proper torque every year.

Continued on next page

DISPOSAL INSTRUCTIONS

- › Do not dispose of any product as unsorted municipal waste. Use separate collection facilities. Contact your local authority for information regarding the collection systems available.
- › Never improperly dispose of any coolant, oil, or other chemicals

WARRANTY INFORMATION



- › All claims must be accompanied with a picture of the Mishimoto product showing the issue for which the claim is being submitted.
- › Mishimoto asks that the customer inspect their purchased item for any damage immediately upon arrival.
- › Any product deemed dead on arrival (DOA) must be claimed within 14 business days of delivery. Claims outside of this time frame will not be covered under the Mishimoto Lifetime Warranty.
- › This warranty does not include payment and/or reimbursement of the cost of labor in connection with the removal of any product returned pursuant to the warranty policy or in connection with the installation of any replacement items provided under the warranty policy.
- › Mishimoto has the right to refuse a claim at any time.

- › When Mishimoto accepts a claim, Mishimoto retains full discretion to choose if it will: (i) repair or replace purchaser's original Mishimoto product; (ii) replace purchaser's original Mishimoto product with the most current available model; or (iii) provide the purchaser with a gift card redeemable on **Mishimoto.com** in the amount of the original purchase price of the original Mishimoto product. The provision of a replacement of a Mishimoto product is subject to availability and Borne Off-Road retains the right to substitute any warranty claim item with a comparable item or credit at any time.
- › If Mishimoto determines that it will provide a replacement item in connection with a claim under this warranty policy, and such item is out of stock, Mishimoto will place the customer on backorder and ship the replacement product to the purchaser once it becomes available.
- › Mishimoto is not liable for incorrect shipments in connection with a claim if a claim form is completed incorrectly, or if a model number is not included in a claim.
- › If you have a vehicle equipped with an automatic transmission, please make sure to specify this within the text box on the claim form. Mishimoto is not responsible for incorrect replacement shipments if transmission type is not indicated.



WARNING
Cancer and
Reproductive Harm
www.P65Warnings.ca.gov

- › This product can expose you to chemicals which are known to the state of California to cause cancer. For more information visit:
www.p65warnings.ca.gov